



# LEARN TO STUDY USING...


# Dual Coding

COMBINE WORDS AND VISUALS

LEARNINGSOCIETISTS.ORG




## HOW TO DO IT



Look at your class materials and find visuals. Look over the visuals and compare to the words.



Look at visuals, and explain in your own words what they mean.

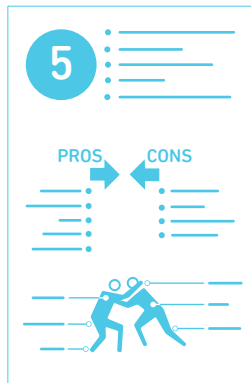


Take information that you are trying to learn, and draw visuals to go along with it.

## HOLD ON!

Try to come up with different ways to represent the information visually, for example an infographic, a timeline, a cartoon strip, or a diagram of parts that work together.

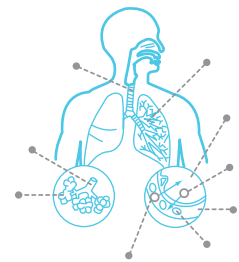
### INFOGRAPHIC



### CARTOON STRIP



### DIAGRAM



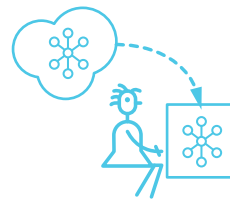
### GRAPHIC ORGANIZER



### TIMELINE



Work your way up to drawing what you know from memory.



## RESEARCH

[Read more about dual coding as a study strategy](#)

Mayer, R. E., & Anderson, R. B. (1992). The instructive animation: Helping students build connections between words and pictures in multimedia learning. *Journal of Educational Psychology, 4*, 444-452.